


Barometer

Currencies

US Dollar	0.9030
Euro	0.6389
British Pound	0.4424
New Zealand Dollar	1.1781
Japanese Yen	105.71
Hong Kong Dollar	7.0075
Singapore Dollar	1.3262
Canadian Dollar	0.8867
Swiss Franc	1.0635
Swedish Krona	5.8405

Source: OzForex (08/10/07)



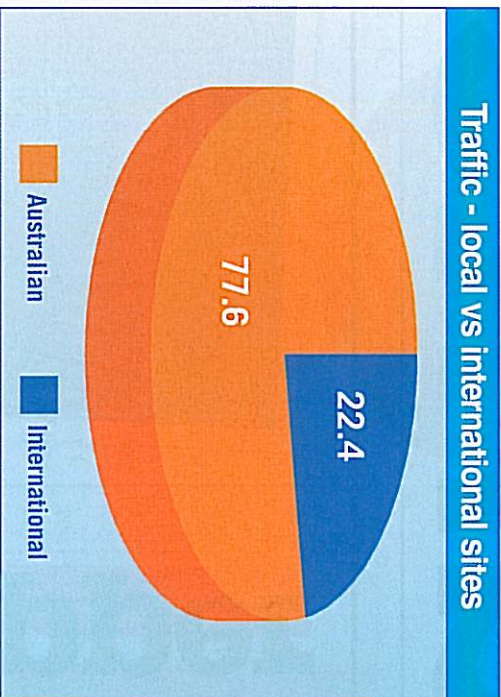
Stock performance

Company	Last price	Change
Air New Zealand	\$2.00	-\$0.11
Flight Centre Group	\$21.46	-\$0.52
Jetset Travelworld	\$2.99	\$0.39
MFS Group	\$5.24	\$0.57
Qantas Group	\$5.70	\$0.13
Regional Express	\$2.79	\$0.15
Travel.com.au	\$0.63	\$0.08
Virgin Blue	\$2.29	\$0.00
Webjet	\$1.47	-\$0.08
Wotif	\$5.45	\$0.28

(Figures at last trade 08/10/07, comparison with last trade 28/09/07)
Source: Australian Securities Exchange

Online travel agency visits

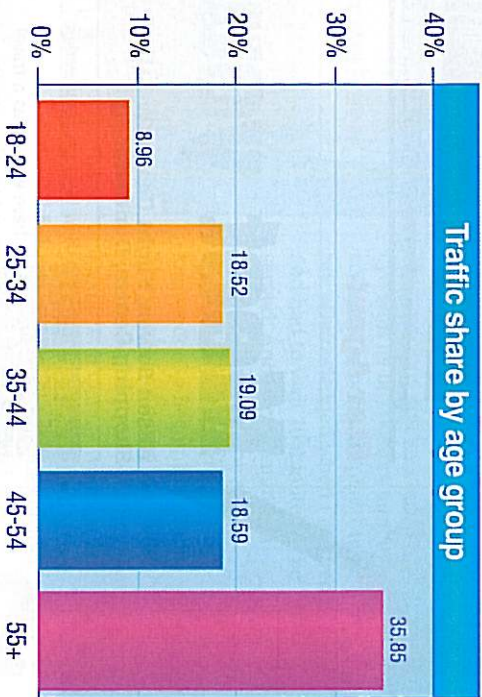
Traffic - local vs international sites



(For the week ending 29/09/07)

Source: Hitwise

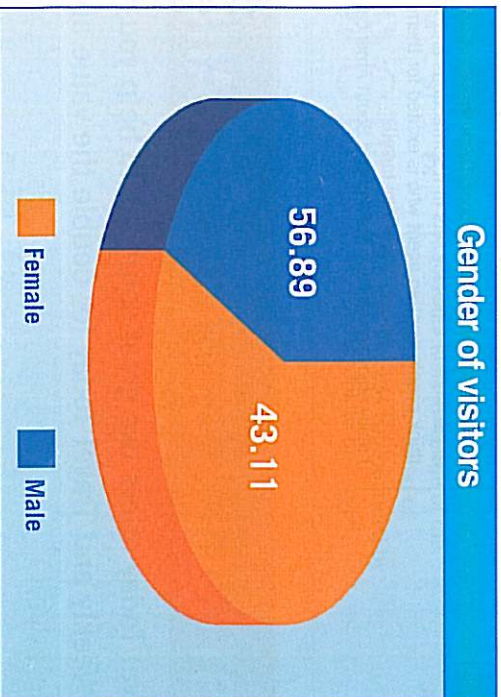
Traffic share by age group



(For the 12 week period ending 29/09/07)

Source: Hitwise

Gender of visitors



(For the 12 week period ending 29/09/07)

Source: Hitwise

Airline on-time performance

Airline on-time performance over all Australian routes in July measured **78.9%** in terms of on-time departures (Dep) and **78.2%** in terms of on-time arrivals (Arr). Cancellations (Can) represented **1.1%** of all scheduled flights.

Airline	Dep	Arr	Can
Jetstar	83.2%	82.1%	0.3%
Qantas	71.5%	73.4%	1.6%
Qantaslink	85.6%	84.7%	1.0%
Virgin Blue	79.0%	77.4%	1.1%
Regional Express	76.7%	73.6%	0.9%
Macair	83.5%	85.1%	0.6%
Skywest	84.8%	80.9%	0.8%
All airlines	78.9%	78.2%	1.1%

Source: Bureau of Transport and Regional Economics



Top 10 travel websites by average visit time

Website	Time
1. Oztravelbugs	3:13:25
2. Broome Visitor Centre	1:28:27
3. I Want That Flight!	1:21:19
4. Flexicar	1:14:12
5. Australian Tourism Export Council	58:32
6. Australia-Australie	52:36
7. Motorhomes Worldwide	47:45
8. Brisbane Airport	41:15
9. Big4 Anglesea Holiday Park	39:11
10. Pattaya Secrets	37:30

(For the week ending 29/09/07)

Source: Hitwise